


File Transfer with Globus: Logging In



The screenshot shows the Globus website homepage. The browser address bar displays <https://www.globus.org>. The page features a dark blue header with the Globus logo (a stylized 'g' in a cloud) and the text "globus a uChicago non-profit service". Navigation links include "I Want To...", "Pricing", "Resources", "Support", and "About", along with a "Log In" button. The main content area has a large headline: "NEW Microsoft OneDrive Premium Storage Connector". Below this, it states "Globus for Microsoft OneDrive is now generally available". Two buttons are present: "READ THE PRESS RELEASE" and "GET PRODUCT DETAILS". A secondary headline reads "Research data management simplified." followed by three icons and labels: "TRANSFER", "SHARE", and "BUILD".

globus
a uChicago non-profit service

I Want To... Pricing Resources Support About Log In

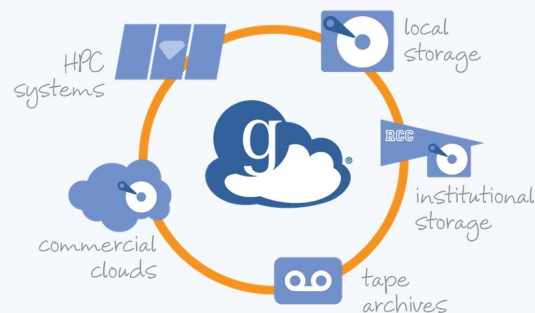
NEW Microsoft OneDrive
Premium Storage Connector

Globus for Microsoft OneDrive is now generally available

READ THE PRESS RELEASE GET PRODUCT DETAILS

Research data management simplified.

TRANSFER SHARE BUILD



Get unified access to your research data, across all systems, using any existing identity.


Laptop? HPC cluster? Cloud storage? Tape archive? Access them all using just a web browser.

Data stored at a different institution? At a supercomputing facility? All you need is your campus login.

File Transfer with Globus: Logging In

← → ↻ 🏠 🔒 https://auth.globus.org/p/login?client_id=89ba3e72-768f-4ddb-952d-e0bb7305e2c7&scope=urn%3Aglobus%3Aauth%3A... ☆ 🔍 Search 📧 ⬇️ Z ABP E Y 📰 📺

NSF FastLane :: PI/... Place Your Order - ... PBN ⚙️ Most Visited Summer 2014 Rese... 📧 webmail 📁 Apple 🌐 astrowiki 📡 LSS1 - Dark Energy ... 📰 NYT 📺 Rutgers 📰 Yahoo! 📰 News 📺 Gamecast >> 📁 Other Bookmarks


 globus

Log in to use Globus Web App



Use your existing organizational login
e.g., university, national lab, facility, project

Rutgers, The State University of New Jersey ▼

Continue

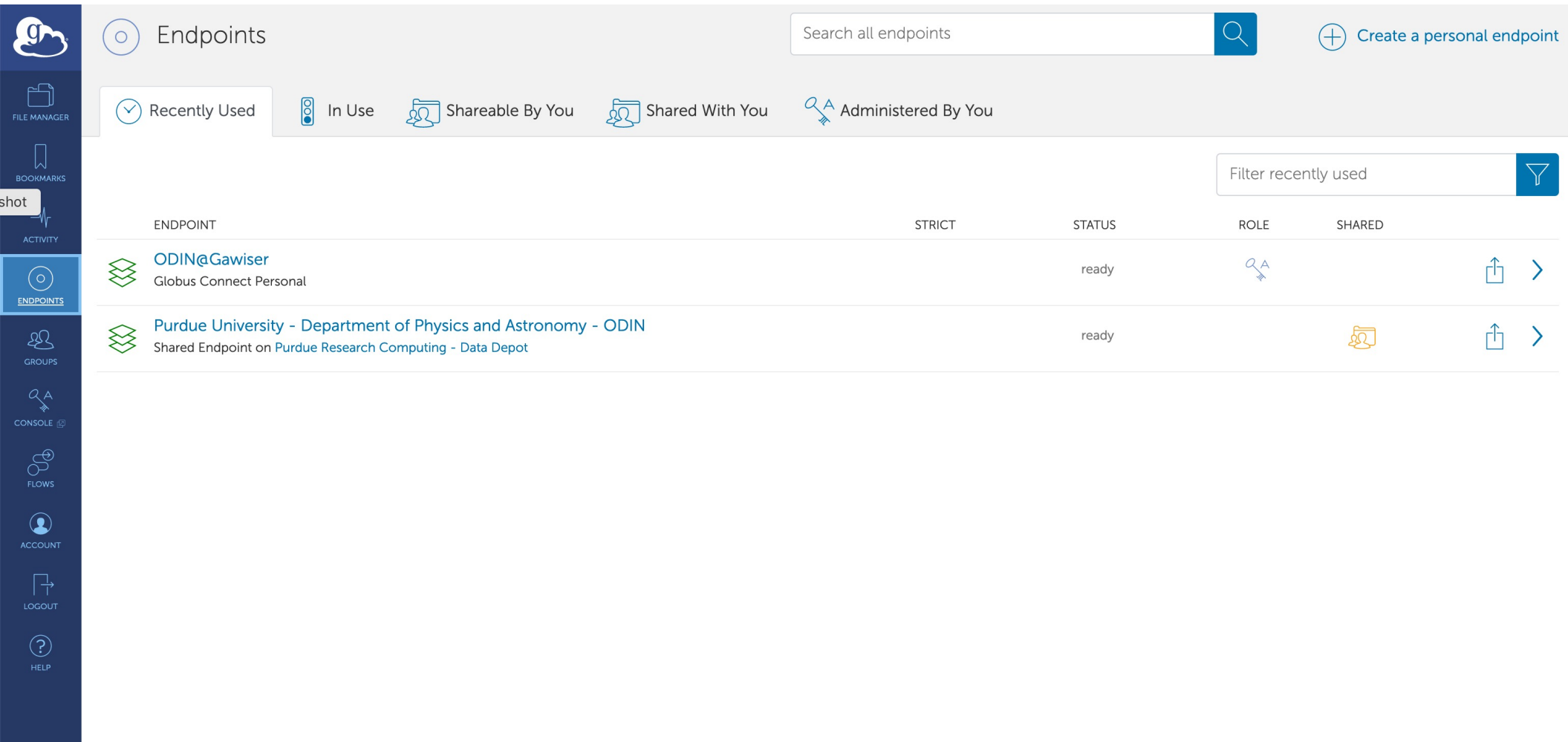
 Globus uses CI Logon to enable you to Log In from this organization. By clicking Continue, you agree to the [CI Logon privacy policy](#) and you agree to share your username, email address, and affiliation with CI Logon and Globus. You also agree for CI Logon to issue a certificate that allows Globus to act on your behalf.

OR





 Sign in with Google  Sign in with ORCID iD

Didn't find your organization? Then use [Globus ID to sign in](#). ([What's this?](#))

File Transfer with Globus: Endpoints













The screenshot displays the Globus Endpoints management interface. On the left is a dark blue sidebar with navigation icons for File Manager, Bookmarks, Activity, Endpoints (selected), Groups, Console, Flows, Account, Logout, and Help. The main header area includes the 'Endpoints' title, a search bar labeled 'Search all endpoints', and a '+ Create a personal endpoint' button. Below the header is a filter bar with tabs: 'Recently Used' (selected), 'In Use', 'Shareable By You', 'Shared With You', and 'Administered By You'. A 'Filter recently used' dropdown is also present. The main content area is a table with columns: ENDPOINT, STRICT, STATUS, ROLE, and SHARED. Two endpoints are listed:


ENDPOINT	STRICT	STATUS	ROLE	SHARED
 ODIN@Gawiser Globus Connect Personal		ready		
 Purdue University - Department of Physics and Astronomy - ODIN Shared Endpoint on Purdue Research Computing - Data Depot		ready		


Need to create your own Endpoint if on a personal laptop/desktop –
Eric did that by downloading and installing Globus Connect Personal on his Mac


File Transfer with Globus: Endpoints





 ENDPOINTS

 ODIN@Gawiser


 Overview


 Server


 Roles


 Collections

Display Name	ODIN@Gawiser
Advertised Owner	gawiser@rutgers.edu
Original Owner	gawiser@rutgers.edu
Description	ODIN file collection on Eric Gawiser's laptop. Not much space available for large files.
Keywords	(not set)
User Message	(not set)
User Message Link	(not set)
Endpoint Info Link	(not set)
Contact Email	(not set)
Organization	(not set)
Department	(not set)
Other Contact Info	(not set)
Visible To	Private — Visible only to you


 Edit Attributes


 Edit Managed Status


 Open in File Manager


 Delete Endpoint


File Transfer with Globus: Endpoints


 ENDPOINTS


 FILE MANAGER


 BOOKMARKS


 ACTIVITY


 ENDPOINTS


 GROUPS


 CONSOLE

 FLOWS


 ACCOUNT

 LOGOUT

 HELP

 Overview

Display Name	Purdue University - Department of Physics and Astronomy - ODIN
Advertised Owner	mlinvill@globusid.org
Original Owner	mlinvill@globusid.org
Description	Prof Kyoung-Soo Lee ODIN collaboration
Keywords	ODIN
User Message	(not set)
User Message Link	(not set)
Endpoint Info Link	(not set)
Contact Email	lee1314@purdue.edu
Organization	Purdue University
Department	Department of Physics and Astronomy
Other Contact Info	(not set)
Visible To	Public — Shares are visible to all users
Default Directory	(not set)
Force Encryption	No
Host Endpoint	Purdue Research Computing - Data Depot

 [Open in File Manager](#)

File Transfer with Globus: File Manager

The screenshot displays the Globus File Manager web application. At the top, a browser window shows the URL `https://app.globus.org/file-manager`. The interface includes a top navigation bar with the Globus logo and a 'File Manager' title. Below this, there are search bars for 'Collection' and 'Path'. A central toolbar contains buttons for 'Start' (with a play icon), 'Transfer & Sync Options' (with a dropdown arrow), and another 'Start' button (with a play icon). A dark blue sidebar on the left lists navigation options: FILE MANAGER, BOOKMARKS, ACTIVITY, ENDPOINTS, GROUPS, CONSOLE, FLOWS, ACCOUNT, LOGOUT, and HELP. The main content area is split into two panels, both displaying the text 'Search for a collection to begin' and a link 'Get started by taking a short tour.' A context menu is open over the left panel, listing actions: Share, Transfer or Sync to..., New Folder, Rename, Delete Selected, Download, Open, Upload, Get Link, Show Hidden Items, and Manage Activation.

File Manager

Collection

Path

Start

Transfer & Sync Options

Start

view

Search for a collection to begin

Get started by taking a short tour.

- Share
- Transfer or Sync to...
- New Folder
- Rename
- Delete Selected
- Download
- Open
- Upload
- Get Link
- Show Hidden Items
- Manage Activation

File Transfer with Globus: File Manager

The screenshot displays the Globus File Manager interface. On the left is a dark blue sidebar with navigation icons for File Manager, Bookmarks, Activity, Endpoints, Groups, Console, Flows, Account, Logout, and Help. The main area has a header bar with the Globus logo and 'File Manager' text. Below this, there are input fields for 'Collection' (Purdue University - Department of Physics and Astronomy - ODIN) and 'Path' (/). A secondary path field shows /~/data/odin/cosmos/images/. A 'Start' button is visible. Below the header, a table lists files and folders. A context menu is open over the 'images' folder, showing options like 'Permissions', 'Transfer or Sync to...', 'New Folder', 'Rename', 'Delete Selected', 'Download', 'Open', 'Upload', and 'Get Link'. The table has columns for NAME, LAST MODIFIED, and SIZE.

NAME	LAST MODIFIED	SIZE
IllustrisTNG	6/1/2021, 3:36 PM	—
images	6/21/2021, 1:41 PM	—
mlinvill	5/13/2021, 10:52 ...	0 B

NAME	LAST MODIFIED	SIZE
8_005626_osd_N501_v1.f...	2/22/2021, 8:57 ...	3.36 MB
8_005626_ose_N501_v1.f...	2/22/2021, 8:58 ...	253.83 MB
8_005626_osj_N501_v1.fi...	2/20/2021, 3:51 ...	1.51 GB
8_030301_osd_N501_v1.f...	2/22/2021, 8:57 ...	6.09 MB
8_030301_ose_N501_v1.f...	2/22/2021, 8:58 ...	269.02 MB

File Transfer with Globus: File Manager


The screenshot displays the Globus File Manager interface. On the left is a dark blue sidebar with navigation icons for File Manager, Bookmarks, Activity, Endpoints, Groups, Console, Flows, Account, Logout, and Help. The main area has a header with the Globus logo and 'File Manager'. Below this, there are input fields for 'Collection' (Purdue University - Department of Physics and Astronomy - ODIN) and 'Path' (/images/). To the right, there are fields for 'Endpoint' (ODIN@Gawiser) and 'Path' (/~/data/odin/cosmos/images/). A 'Start' button is visible. Below the header, there is a table of files. A context menu is open over the 'cosmos' folder, showing options: Permissions, Transfer or Sync to..., New Folder, Rename, Delete Selected, Download, Open, Upload, and Get Link. The table has columns for NAME, LAST MODIFIED, and SIZE.

NAME	LAST MODIFIED	SIZE
cosmos	6/21/2021, 1:41 PM	—
ecdfs	6/14/2021, 1:15 PM	—
shela	6/14/2021, 1:16 PM	—
xmm_iss	6/14/2021, 1:16 PM	—




Context Menu Options:

- Permissions
- Transfer or Sync to...
- New Folder
- Rename
- Delete Selected
- Download
- Open
- Upload
- Get Link

File Transfer with Globus: File Manager




File Manager


Panels   


Collection




Path


ODIN@Gawiser




Start 


Transfer & Sync Options 





















Start 

view 

view 

	NAME	LAST MODIFIED	SIZE			LAST MODIFIED	SIZE	
<input checked="" type="checkbox"/>	 COSMOS_N501_v3a_tract_1_osd.fits.fz	6/21/2021, 1:04 AM	10.66 MB		Permissions	8_005626_osd_N501_v1.f...	2/22/2021, 8:57 ...	3.36 MB
<input checked="" type="checkbox"/>	 COSMOS_N501_v3a_tract_1_ose.fits.fz	6/21/2021, 1:05 AM	118.73 MB		Transfer or Sync to...	8_005626_ose_N501_v1.f...	2/22/2021, 8:58 ...	253.83 MB
<input checked="" type="checkbox"/>	 COSMOS_N501_v3a_tract_1_osj.fits.fz	6/21/2021, 12:58 ...	273.95 MB		New Folder	8_005626_osj_N501_v1.fi...	2/20/2021, 3:51 ...	1.51 GB
<input checked="" type="checkbox"/>	 COSMOS_N501_v3a_tract_2_osd.fits.fz	6/21/2021, 1:06 AM	10.22 MB		Rename	8_030301_osd_N501_v1.f...	2/22/2021, 8:57 ...	6.09 MB
<input checked="" type="checkbox"/>	 COSMOS_N501_v3a_tract_2_ose.fits.fz	6/20/2021, 11:23 ...	338.88 MB		Delete Selected	8_030301_ose_N501_v1.f...	2/22/2021, 8:58 ...	269.02 MB
<input checked="" type="checkbox"/>	 COSMOS_N501_v3a_tract_2_osj.fits.fz	6/21/2021, 12:18 ...	303.81 MB		Download	8_030301_osj_N501_v1.fi...	2/22/2021, 5:15 ...	2.52 GB
<input checked="" type="checkbox"/>	 COSMOS_N501_v3a_tract_3_osd.fits.fz	6/21/2021, 1:06 AM	10.32 MB		Open	8_075142_osd_N673_v1.fi...	2/22/2021, 8:57 ...	2.93 MB
<input checked="" type="checkbox"/>	 COSMOS_N501_v3a_tract_3_ose.fits.fz	6/21/2021, 12:45 ...	275.18 MB		Upload	8_075142_ose_N673_v1.fi...	2/22/2021, 8:58 ...	268.89 MB
<input checked="" type="checkbox"/>	 COSMOS_N501_v3a_tract_3_osj.fits.fz	6/21/2021, 12:30 ...	298.35 MB		Get Link	8_075142_osj_N673_v1.fi...	2/20/2021, 3:51 ...	1.53 GB
					Show Hidden Items			
					Manage Activation			

File Transfer with Globus: Email Sent

☆ Globus Notification <no-reply@globus.org>

Inbox - Exchange 8:33 PM

GN

SUCCEEDED - c7af538e-d2f0-11eb-87e7-559da91cd9a3

To: Eric Gawiser <gawiser@rutgers.edu>

TASK DETAILS

Task ID: c7af538e-d2f0-11eb-87e7-559da91cd9a3

Task Type: TRANSFER

Status: SUCCEEDED


Source: Purdue University - Department of Physics and Astronomy - ODIN (9c8ceebc-af39-11eb-a160-5fad80e6400b)


Destination: ODIN@Gawiser (e37f5532-c80a-11eb-816b-2bdce096500e)


Label: n/a


<https://app.globus.org/activity/c7af538e-d2f0-11eb-87e7-559da91cd9a3/overview>


File Transfer with Globus: Activity Log


FILE MANAGER


FILE MANAGER


BOOKMARKS


ACTIVITY


ENDPOINTS


GROUPS


CONSOLE


FLOWS


ACCOUNT


LOGOUT

HELP

FILE MANAGER

Purdue University - Department of Physics and Astronomy - ODIN to ODIN@Gawiser
transfer started

Overview

Event Log

Task Label

Purdue University - Department of Physics and Astronomy - ODIN to ODIN@Gawiser

Source

Purdue University - Department of Physics and Astronomy - ODIN ⓘ

Destination

ODIN@Gawiser ⓘ

Task ID

c7af538e-d2f0-11eb-87e7-559da91cd9a3

Owner

Eric Gawiser (gawiser@rutgers.edu)

Condition

ACTIVE

Requested


2021-06-21 08:28 pm


Deadline

2021-06-22 08:28 pm

Transfer Settings

- verify file integrity after transfer
- transfer is not encrypted
- overwriting all files on destination

edit label

cancel task

27Files

0Directories

0 BBytes Transferred


0 B/sEffective Speed


0Skipped files on sync


0Skipped files on error


[View debug data](#)


File Transfer with Globus: Activity Log



FILE MANAGER



BOOKMARKS



ACTIVITY



ENDPOINTS



GROUPS


CONSOLE



FLOWS


ACCOUNT


LOGOUT


HELP

ACTIVITY LIST

Purdue University - Department of Physics and Astronomy - ODIN to ODIN@Gawiser
transfer started

Overview

Event Log

Task Label

Purdue University - Department of Physics and Astronomy - ODIN to ODIN@Gawiser

Source

Purdue University - Department of Physics and Astronomy - ODIN ⓘ

Destination

ODIN@Gawiser ⓘ

Task ID

c7af538e-d2f0-11eb-87e7-559da91cd9a3

Owner

Eric Gawiser (gawiser@rutgers.edu)

Condition

ACTIVE

Requested

2021-06-21 08:28 pm

Deadline

2021-06-22 08:28 pm

Transfer Settings

- verify file integrity after transfer
- transfer is not encrypted
- overwriting all files on destination

edit label

cancel task

27 Files

0 Directories

1.05 GB Bytes Transferred

16.16 MB/s Effective Speed

0 Skipped files on sync

0 Skipped files on error

[View debug data](#)

File Transfer with Globus: Activity Log

◀ ACTIVITY LIST



Purdue University - Department of Physics and Astronomy - ODIN to ODIN@Gawiser

transfer completed



Overview



Event Log

Task Label Purdue University - Department of Physics and Astronomy - ODIN to ODIN@Gawiser

Source Purdue University - Department of Physics and Astronomy - ODIN ⓘ

Destination ODIN@Gawiser ⓘ

Task ID c7af538e-d2f0-11eb-87e7-559da91cd9a3

Owner Eric Gawiser (gawiser@rutgers.edu)

Condition SUCCEEDED

Requested 2021-06-21 08:28 pm

Completed 2021-06-21 08:33 pm

Duration 4 minutes 26 seconds

Transfer Settings

- verify file integrity after transfer
- transfer is not encrypted
- overwriting all files on destination

27 Files

0 Directories

5.34 GB Bytes Transferred

20.10 MB/s Effective Speed

0 Skipped files on sync

0 Skipped files on error

[View debug data](#)

File Transfer with Globus: Revenge*

The screenshot displays the Globus File Manager interface. On the left, a sidebar contains navigation icons for File Manager, Bookmarks, Screenshot, Activity, Endpoints, Groups, Console, Flows, Account, Logout, and Help. The main area is titled 'File Manager' and shows a 'Collection' of 'ODIN@Gawiser' and a 'Path' of '/~/data/odin/test_stamps/'. A 'Start' button is visible. A green notification box in the top right corner states 'Transfer request submitted successfully' with a 'View details' link. Below the notification, a table lists files in the collection:

NAME	LAST MODIFIED
fcs_nb673_laes.ps	3/1/2021, 5:56 PM
test_c.py	5/24/2021, 3:57 PM
test_smf.py	6/2/2021, 3:03 PM
test2_nb501_laes.ps	3/1/2021, 5:56 PM
tests.py	6/2/2021, 11:38 AM

A context menu is open over the 'tests.py' file, showing options: Permissions, Transfer or Sync to..., New Folder, Rename, Delete Selected, Download, Open, Upload, and Get Link. The 'Transfer or Sync to...' option is highlighted. On the right, a table lists files in the destination collection:

NAME	LAST MODIFIED	SIZE
IllustrisTNG	6/1/2021, 3:36 PM	—
images	6/21/2021, 1:41 PM	—
mllnill	5/13/2021, 10:50 AM	0 B

*Not actually revenge, just transferring a small file back to Purdue to demonstrate this awesome capability

File Transfer with Globus: Revenge*

The screenshot displays the Globus File Manager interface. On the left, a sidebar contains navigation icons for File Manager, Bookmarks, Screenshot, Activity, Endpoints, Groups, Console, Flows, Account, Logout, and Help. The main area is titled 'File Manager' and shows two collections: 'ODIN@Gawiser' and 'Purdue University - Department of Physics and Astronomy - ODIN'. The path for the first collection is '/~/data/odin/test_stamps/'. A 'Start' button is visible. Below the path, a table lists files in the 'ODIN@Gawiser' collection. The file 'tests.py' is selected. A context menu is open over the 'tests.py' file, showing options: Permissions, Transfer or Sync to..., New Folder, Rename, Delete Selected, Download, Open, Upload, and Get Link. The 'Transfer or Sync to...' option is highlighted. On the right, a table lists files in the 'Purdue University' collection, including 'IllustrisTNG', 'images', 'mlinvill', and 'tests.py'.

NAME	LAST MODIFIED
fcs_nb673_laes.ps	3/1/2021, 5:56 PM
test_c.py	5/24/2021, 3:57 PM
test_smf.py	6/2/2021, 3:03 PM
test2_nb501_laes.ps	3/1/2021, 5:56 PM
tests.py	6/2/2021, 11:38 AM

NAME	LAST MODIFIED	SIZE
IllustrisTNG	6/1/2021, 3:36 PM	—
images	6/21/2021, 1:41 PM	—
mlinvill	5/13/2021, 10:50 AM	0 B
tests.py	6/22/2021, 9:04 AM	498 B

*Not actually revenge, just transferring a small file back to Purdue to demonstrate this awesome capability